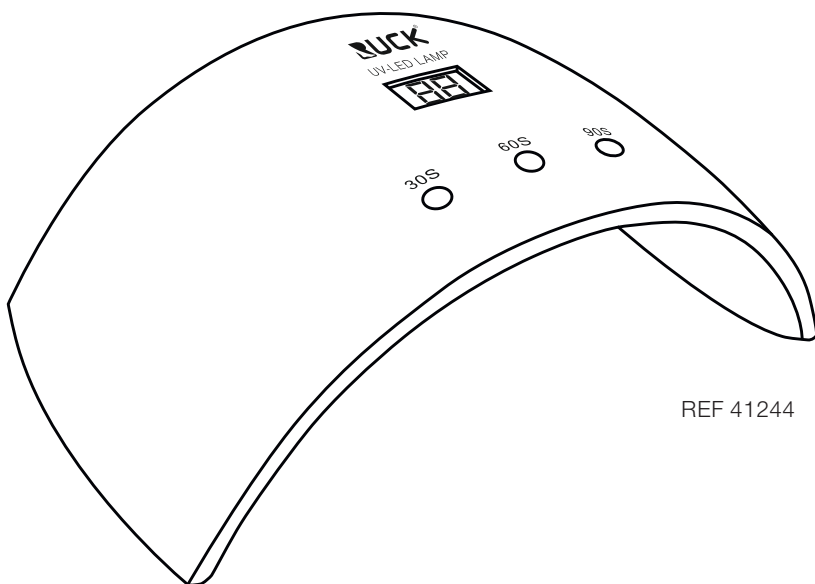




RUCK®
FÜR FUSS UND PFLEGE

RUCK® UV & LED NAIL CURING DRYER

WITH 18 LEDS AND ADJUSTABLE TIMER



REF 41244



RUCK® UV & LED NAIL CURING DRYER

Congratulations on the purchase of your RUCK® UV & LED nail curing dryer.


An easy-to-use device for fast drying of UV and LED gels (not suitable for drying ordinary nail polishes!). Can be used for fingernails and toenails, with five nails being able to be dried at once (due to the open arch shape).

In order to use all settings optimally, please read these operating instructions.

Kind regards, HELLMUT RUCK GmbH



1. www.hellmut-ruck.de
2. 41244
3. DOWNLOADS



distributed by

HELLMUT RUCK GmbH | Daimlerstrasse 23 | D-75305 Neuenbürg, Germany
web www.hellmut-ruck.de | tel. +49 (0)7082. 944 20 | fax +49 (0)7082. 944 22 22

Copyright

© 2016 HELLMUT RUCK GmbH. All rights reserved. This document must not be copied, edited, reproduced or translated without the prior written permission of HELLMUT RUCK GmbH.



	Page
TABLE OF CONTENTS	3
GENERAL INFORMATION, SCOPE OF DELIVERY	4
Description of the device	4
PRODUCT OVERVIEW	5
Unpacking the device	5
Obligations of the operator / personnel	5
SAFETY	5
Intended use	5
Symbols key	5
Safety notices	6
Scope of utilisation and extent of liability	6
Operational voltage	6
Suspicion of possible impact on safety	6
Eye protection	7
SAFETY, MAINTENANCE, DISPOSAL	7
OPERATION	8
Operating instructions	8
Technical features	8
Caution / Attention	9



DECLARATION RELATING TO THESE OPERATING INSTRUCTIONS

Hellmut Ruck GmbH reserves all rights to modify and supplement these operating instructions. Hellmut Ruck GmbH has taken great care to keep these instructions free of inaccuracies and omissions. Please contact us if you find mistakes or inaccuracies. However, Hellmut Ruck GmbH assumes no liability for mistakes in these operating instructions or consequential damage resulting from the provision of these operating instructions or their application when using the product.

These operating instructions must not be disseminated or supplemented without the express approval of Hellmut Ruck GmbH.

SYMBOLS USED



This symbol identifies a potential point of danger for people or for the device itself. It must be taken note of.

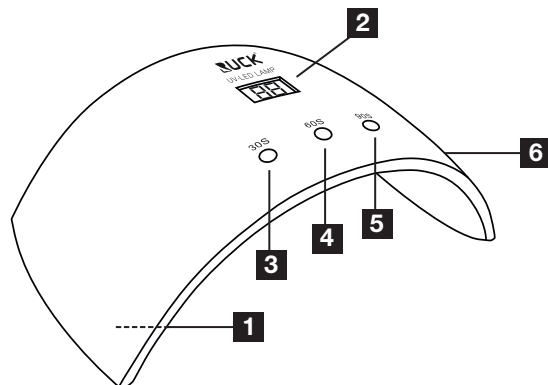
SCOPE OF DELIVERY

Check that the delivery is complete.

- 1 x RUCK® LED nail curing dryer
- 1 x power supply
- 1 x instructions

DEVICE DESCRIPTION

- 1 infrared induction / sensor function
- 2 digital display
- 3 timer function 30s
- 4 timer function 60s
- 5 timer function 90s
- 6 power connection



Illuminated LED display to indicate the remaining time / digital countdown.
Automatic switching on and off of the LED light as soon as the hand or foot is placed or removed from under the device. Adjustable timer for 30s / 60s / 90s at the touch of a button.



UNPACKING THE DEVICE

On receipt, please check the packaging and all parts supplied for possible damage during transport.

If there is damage, please contact HELLMUT RUCK GmbH immediately. Please check that the delivery is complete.



OBLIGATIONS OF THE OPERATOR

The operator of the device is obliged to only allow persons to work with the device who:

- are familiar with the regulations concerning occupational safety and accident prevention and have been instructed in the application and handling of the device
- have read and understood the safety notices and the operating instructions
- have been informed of the applicable accident prevention guidelines



PERSONNEL OBLIGATIONS

Persons who work on the device are obligated:

- to read the safety notices and operating instructions before starting work and confirm with their signature that they have understood both
- to observe the basic work safety guidelines before starting and during the work

SAFETY



INTENDED USE

The RUCK® LED nail curing dryer is designed exclusively for curing (polymerisation) of light-curing nail polymers which can be cured when exposed to light in the wavelength range of approx. 395 to 405 nm.



SAFETY NOTICES

The RUCK® LED nail curing dryer has left the factory in a technically perfect condition. The instructions in these operating instructions must always be observed in order to maintain this condition and enable safe operation. In order to avoid damage or danger to users and third parties, the following safety notices must be observed.

For materials that do not cure when irradiated with light within the wavelength range of 395 to 405 nm. For products for which this is not clear, the respective material manufacturer should be consulted.



SCOPE OF UTILISATION AND EXTENT OF LIABILITY

The device may only be used for its intended purpose. Any other use shall be regarded as improper. The manufacturer accepts no liability for damage resulting from improper use or handling. The user is obliged to check the device on their own responsibility for suitability and usability for the intended purpose before use.

Only original spare parts and accessories from HELLMUT RUCK GmbH may be used. The manufacturer assumes no liability for damage resulting from the use of other spare parts or accessories.



OPERATIONAL VOLTAGE

Before using the unit, make sure that the voltage indicated on the nameplate corresponds to that of the mains supply and that the unit is at room temperature.



SUSPICION OF POSSIBLE IMPACT ON SAFETY

If there is a suspicion that the device cannot be operated safely, it must be disconnected from the mains supply, that is, the mains cable must be disconnected from the socket.

The device must be secured against unintentional operation.



EYE PROTECTION

Avoid indirect or even direct irradiation of the eyes. Prolonged irradiation of the eyes can cause an unpleasant sensation and possibly even damage the eyes. Persons who are generally sensitive to light, photoallergic, on medication for photosensitivity or taking photosensitising medication should not be exposed to the light from the device.

Persons who work with the device or are irradiated with the device should always wear protective glasses that absorb light below 500 nm – especially if they have undergone eye surgery.

MAINTENANCE, CLEANING, DISPOSAL



MAINTENANCE, CLEANING

Maintenance work may only be carried out by HELLMUT RUCK GmbH specialists or by electricians. During cleaning, no liquids or other foreign materials may come into contact with the electrical components. The mains plug must be disconnected during cleaning. Do not store the device outdoors and always keep it in a dry place.



DISPOSAL

Unserviceable equipment must be disposed of in accordance with the relevant national regulations.





OPERATING INSTRUCTIONS

Remove the device from the box, remove the packaging material and, if necessary, remove the transport lock. Place the device on the worktable.



Before using the device for the first time, you should ensure that mains power characteristics match the values quoted on the nameplate. The device and mains cable should not be damaged.

1. Connect the power supply; the display lights up automatically.
2. The infrared sensor starts automatically when a hand/foot is placed in the device and switches off automatically when the hand/foot is removed.
Preset maximum running time is 99 seconds.
Or select the appropriate timer setting: 30s, 60s, 90s. Press the timer a second time and the lamp switches on.
At the end of the process (signalled by the timer), the lamp switches off automatically.
3. After using the device, disconnect the power supply or pull the plug.

TECHNICAL FEATURES

1. Number of LEDs: 18
2. Wattage: 24W
3. Timer: 30s, 60s, 90s
4. Volt/voltage: 100–240V, 50/60Hz
Output: DC 24V – 1A
5. Wavelength: 365 + 405nm
6. Dimensions: 210x120x80mm

We reserve the right to make technical changes without prior notice.



CAUTION/ATTENTION

- Please read the operating instructions carefully before using the device.
- Use the device only according to our specifications.
- Do not allow the unit to come into contact with water, because this could damage it.
- Do not use the device for more than 600 minutes at a time or the service life of the device could be shortened.
- Switch off the unit if you notice unusual signs such as smoke or unpleasant odours.
- Keep the device clean, and keep it away from children.
- Do not use the device with a defective power supply.
- The device should not be used if the timer is defective.

IF THESE INSTRUCTIONS ARE NOT HEEDDED, THE GUARANTEE WILL LAPSE AND WE CANNOT ACCEPT LIABILITY!





Rebune Int'l Co., Ltd
Guangzhou P.R.China
Tel: 0086 - 20 - 86679717
Cel: 0086 - 15920451241
Fax: 0086 - 20 - 86679716
E-mail: sales@rebunehk.com
Web: www.rebunehk.com

RUCK[®]
FÜR FUSS UND PFLEGE

distributed by

HELLMUT RUCK GmbH
Daimlerstrasse 23
D-75305 Neuenbürg, Germany
tel +49 (0)7082. 944 20
fax +49 (0)7082. 944 22 22

E-mail contact@hellmut-ruck.de
web **www.hellmut-ruck.de**